

5621 Lovers Lane

5621 Lovers Lane, Dallas TX 75209

100% Leased

The ASHE
Cigars & Tobacco

Saul Waranch

Broker

(214) 526-5800

swaranch@sfwaranch.com

Jeff Lewin

Head of Brokerage

(214) 336-7715

jlewin@sfwaranch.com

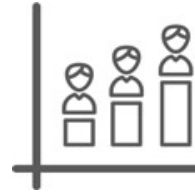


THE SPACE

Location	5621 Lovers Lane, Dallas, TX, 75209
Square Feet	1,400

HIGHLIGHTS

- Located nearby affluent neighborhood
- Superior high traffic location on Lovers Lane
- Reserved parking
- Excellent access & visibility



POPULATION

1.00 MILE	3.00 MILE	5.00 MILE
16,783	153,578	423,063



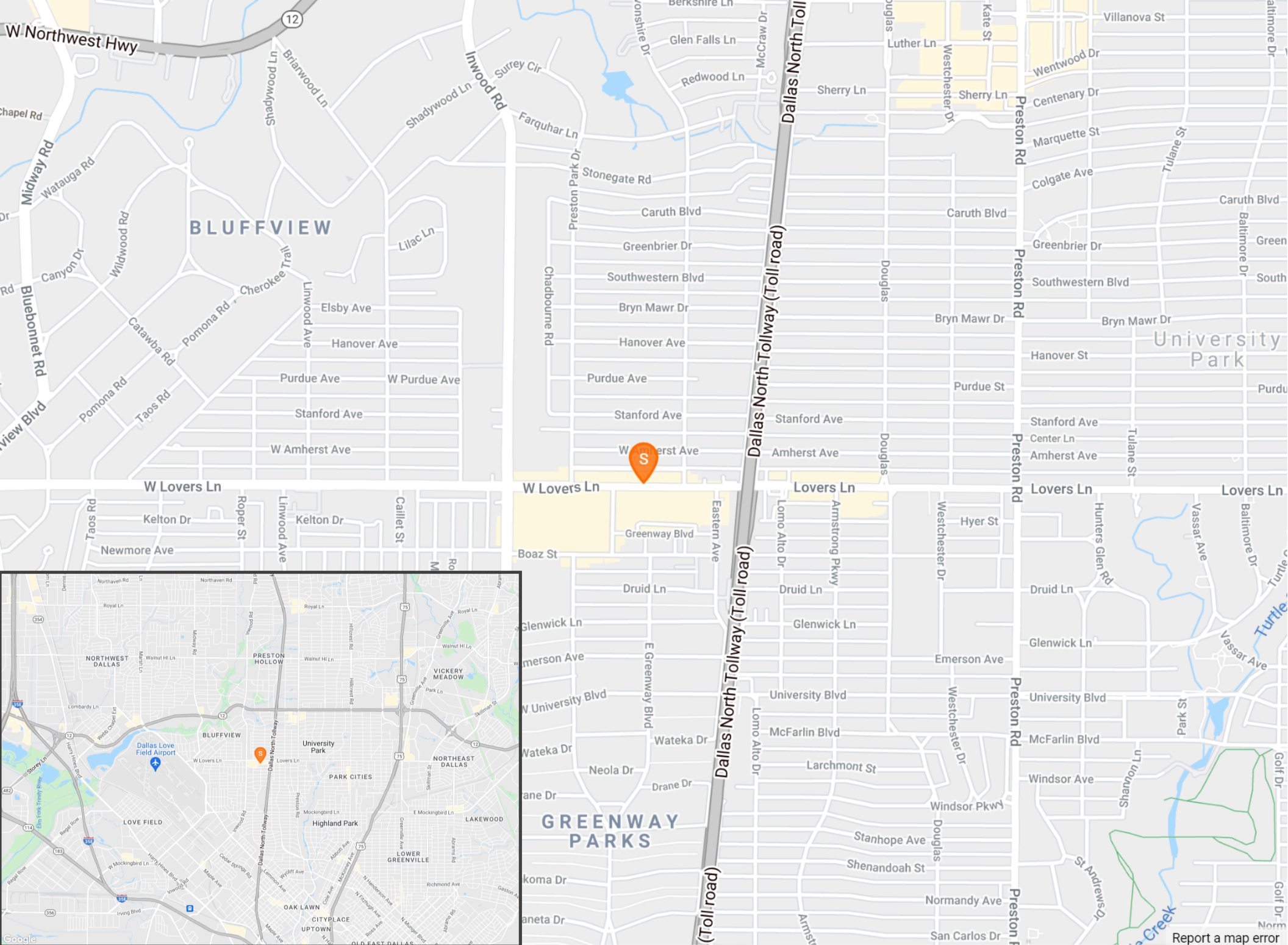
AVERAGE HOUSEHOLD INCOME

1.00 MILE	3.00 MILE	5.00 MILE
\$210,501	\$153,934	\$130,352



NUMBER OF HOUSEHOLDS

1.00 MILE	3.00 MILE	5.00 MILE
6,601	66,764	188,117



[Report a map error](#)



SUBJECT PROPERTY

5621 W LOVERS LN
DALLAS, TX

DALLAS NORTH TOLLWAY (TOLL RD)

DALLAS NORTH TOLLWAY (TOLL ROAD)

W LOVERS LN

W LOVERS LN

W LOVERS LN

SMOOTHIE KING
Pizza Glains
THE DESIGN GROUP
TDC

Curves
RUTHERFORD'S
DESIGN FABRICS GIFTS
BIKE MART

Orangetheory
Hollywood Feed
petbar
Granny's
NINETY 20
AT&T
iPhone
75

CHASE

SHERWIN-WILLIAMS
Nicholson-Hardie
the design METHOD
Wild Birds Unlimited
City Cafe
Methodist
HEALTH SYSTEM

MYFITNESS STORE.COM
41 LOCKSMITH
SECURITY & SAFES
CHIPS

HUDSON HOUSE
adeline
Needlepoint
This!

Art RESTORATIONS INC.
Jojo Mommy
a25a
FIRESIDE

INWOOD VILLAGE
TRADER JOE'S
JAMES ANTHONY
STARBUCKS
QUATRINE HOME
ULTRA
susan saffron
jewelry
GAP
CVS
MCCOX

HENRY W. LONGFELLOW
CAREER EXPLORATION ACADEMY

DALLAS FASHION DISTRICT
INTERABANG BOOKS
chico's
vabaland
eat21s
TBC
THE PAVILION
THE SAMPLE HOUSE

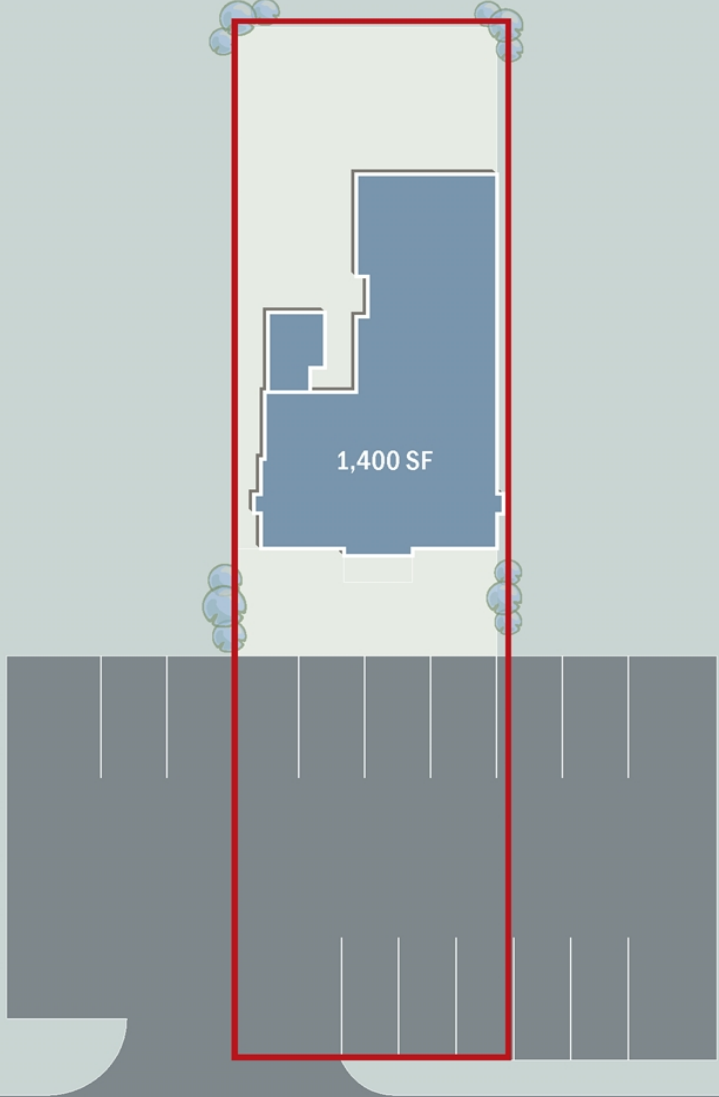
PAPER ARTIST
ZOË'S KITCHEN
MCDONALD'S

DR DELPHINIUM
DESIGNS-EVENTS

MATTRESS FIRM
ALL VAC
Cebolla FINE FLOWERS
HEMLINE
Bitcoin OF AMERICA
FAJITA PETE'S

5621 W LOVERS LANE

DALLAS, TX - 75205



W LOVERS LN

POPULATION	1 MILE	3 MILE	5 MILE
2000 Population	14,020	131,283	359,897
2010 Population	14,547	125,209	340,926
2021 Population	16,783	153,578	423,063
2026 Population	17,867	167,148	461,731
2021 African American	1,648	9,358	41,115
2021 American Indian	53	687	2,422
2021 Asian	534	9,021	23,175
2021 Hispanic	2,123	47,318	154,863
2021 Other Race	822	17,358	62,677
2021 White	13,352	112,943	280,859
2021 Multiracial	370	4,160	12,616
2021-2026: Population: Growth Rate	6.30 %	8.55 %	8.80 %

2021 HOUSEHOLD INCOME	1 MILE	3 MILE	5 MILE
less than \$15,000	256	4,449	15,279
\$15,000-\$24,999	280	3,460	11,882
\$25,000-\$34,999	303	3,694	12,118
\$35,000-\$49,999	401	6,432	20,412
\$50,000-\$74,999	725	10,416	30,154
\$75,000-\$99,999	566	7,776	22,154
\$100,000-\$149,999	1,037	9,835	28,754
\$150,000-\$199,999	433	4,596	12,921
\$200,000 or greater	2,599	16,102	34,438
Median HH Income	\$133,472	\$89,311	\$78,792
Average HH Income	\$210,501	\$153,934	\$130,352

HOUSEHOLDS	1 MILE	3 MILE	5 MILE
2000 Total Housing	6,557	58,520	161,027
2010 Total Households	5,936	54,314	150,128
2021 Total Households	6,601	66,764	188,117
2026 Total Households	6,963	72,820	206,143
2021 Average Household Size	2.53	2.25	2.21
2000 Owner Occupied Housing	4,013	27,351	59,910
2000 Renter Occupied Housing	2,180	27,405	89,808
2021 Owner Occupied Housing	4,634	32,275	70,867
2021 Renter Occupied Housing	1,967	34,488	117,250
2021 Vacant Housing	563	7,733	23,162
2021 Total Housing	7,164	74,497	211,279
2026 Owner Occupied Housing	4,997	34,840	76,085
2026 Renter Occupied Housing	1,966	37,980	130,057
2026 Vacant Housing	543	7,552	22,540
2026 Total Housing	7,506	80,372	228,683
2021-2026: Households: Growth Rate	5.35 %	8.75 %	9.25 %

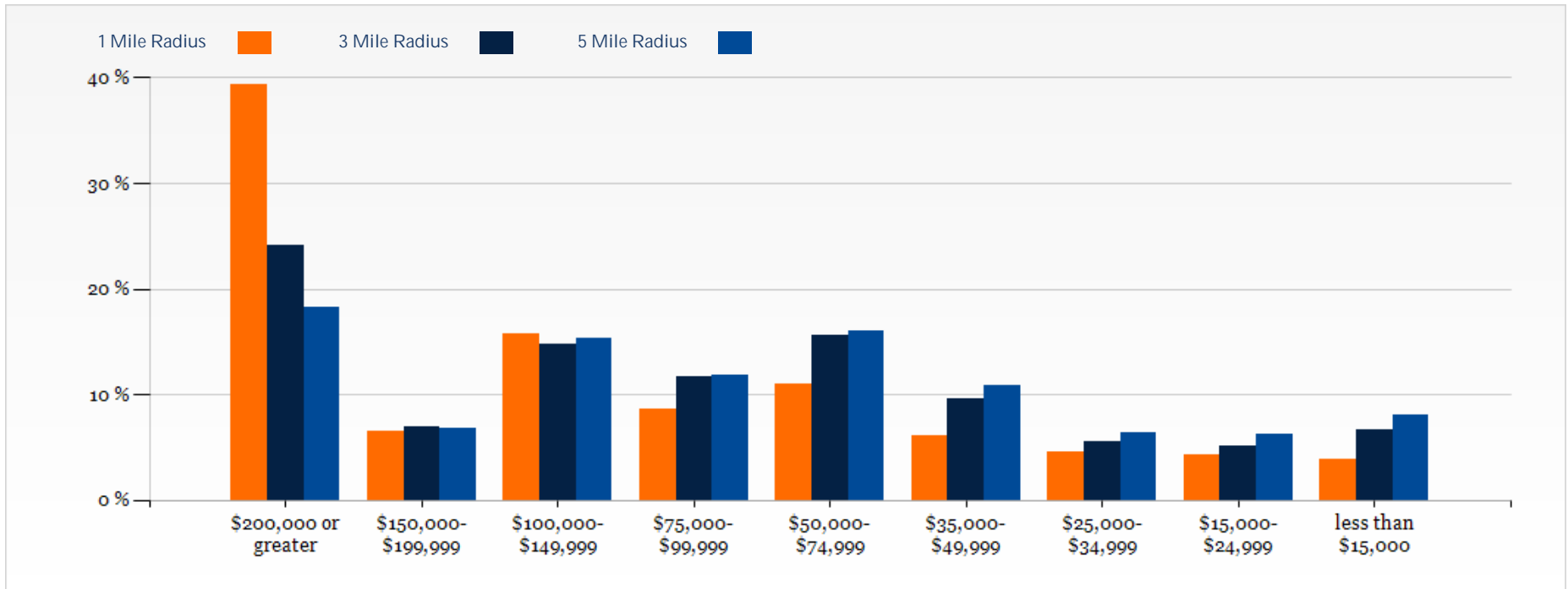
2021 POPULATION BY AGE	1 MILE	3 MILE	5 MILE
2021 Population Age 30-34	799	12,221	40,375
2021 Population Age 35-39	1,083	11,422	35,021
2021 Population Age 40-44	1,237	10,506	29,030
2021 Population Age 45-49	1,204	9,863	25,413
2021 Population Age 50-54	1,237	9,712	23,516
2021 Population Age 55-59	1,221	9,655	23,266
2021 Population Age 60-64	1,037	8,666	21,097
2021 Population Age 65-69	843	7,233	17,755
2021 Population Age 70-74	659	5,714	13,637
2021 Population Age 75-79	449	3,870	9,418
2021 Population Age 80-84	295	2,531	6,206
2021 Population Age 85+	313	2,957	8,002
2021 Population Age 18+	12,385	121,593	333,848
2021 Median Age	40	37	35

2021 INCOME BY AGE	1 MILE	3 MILE	5 MILE
Median Household Income 25-34	\$91,858	\$76,918	\$75,004
Average Household Income 25-34	\$128,984	\$97,308	\$95,795
Median Household Income 35-44	\$188,973	\$94,768	\$82,644
Average Household Income 35-44	\$242,420	\$159,641	\$135,044
Median Household Income 45-54	\$200,001	\$134,539	\$109,440
Average Household Income 45-54	\$269,642	\$210,129	\$176,668
Median Household Income 55-64	\$200,001	\$131,646	\$107,041
Average Household Income 55-64	\$252,346	\$213,465	\$180,678
Median Household Income 65-74	\$111,646	\$92,500	\$81,601
Average Household Income 65-74	\$174,855	\$150,229	\$133,514
Average Household Income 75+	\$122,331	\$112,519	\$98,728

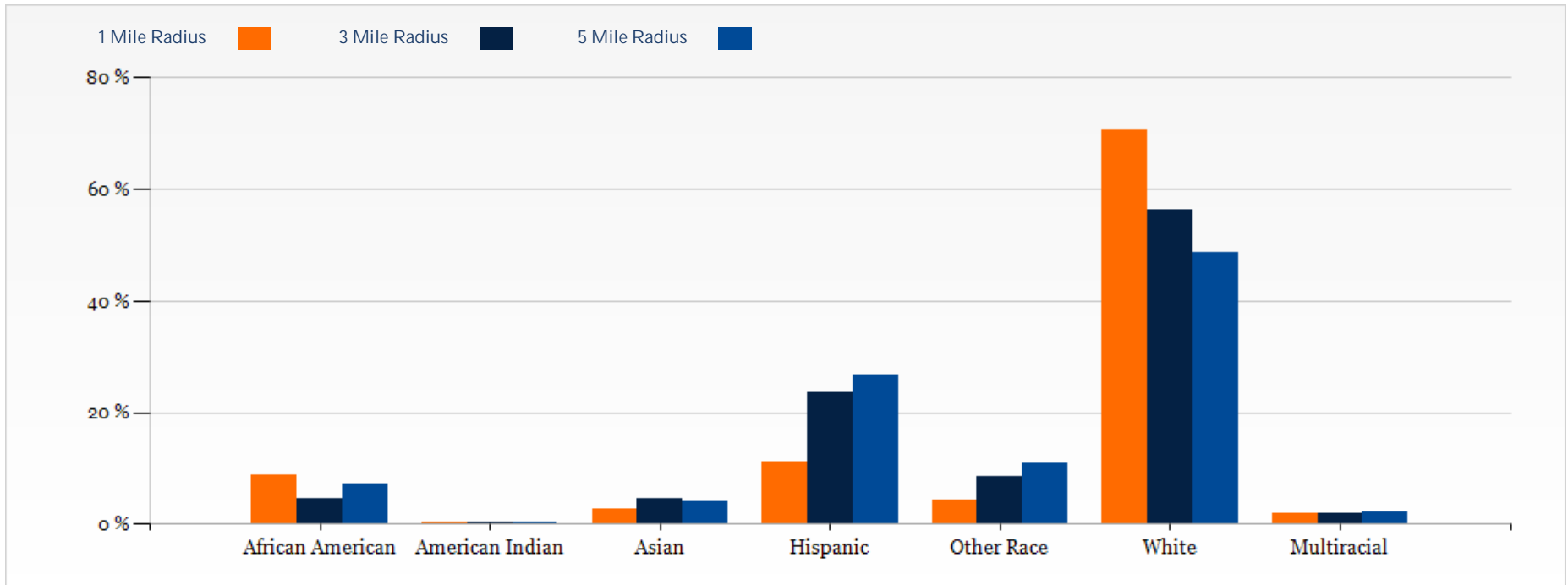
2026 POPULATION BY AGE	1 MILE	3 MILE	5 MILE
2026 Population Age 30-34	891	12,306	41,847
2026 Population Age 35-39	891	11,997	37,049
2026 Population Age 40-44	1,197	11,751	33,027
2026 Population Age 45-49	1,357	10,945	28,832
2026 Population Age 50-54	1,274	10,125	25,208
2026 Population Age 55-59	1,233	9,773	23,536
2026 Population Age 60-64	1,132	9,094	22,120
2026 Population Age 65-69	952	8,312	20,393
2026 Population Age 70-74	821	6,826	16,330
2026 Population Age 75-79	592	5,209	12,551
2026 Population Age 80-84	362	3,222	7,841
2026 Population Age 85+	356	3,421	8,856
2026 Population Age 18+	13,501	133,353	367,353
2026 Median Age	41	38	36

2026 INCOME BY AGE	1 MILE	3 MILE	5 MILE
Median Household Income 25-34	\$103,570	\$82,613	\$80,877
Average Household Income 25-34	\$146,606	\$109,927	\$107,057
Median Household Income 35-44	\$196,497	\$100,160	\$88,637
Average Household Income 35-44	\$254,938	\$168,660	\$145,252
Median Household Income 45-54	\$200,001	\$143,462	\$116,870
Average Household Income 45-54	\$296,228	\$223,689	\$189,555
Median Household Income 55-64	\$200,001	\$141,328	\$113,979
Average Household Income 55-64	\$277,221	\$227,673	\$193,376
Median Household Income 65-74	\$120,272	\$103,527	\$91,537
Average Household Income 65-74	\$196,343	\$169,847	\$150,400
Average Household Income 75+	\$147,561	\$131,061	\$114,940

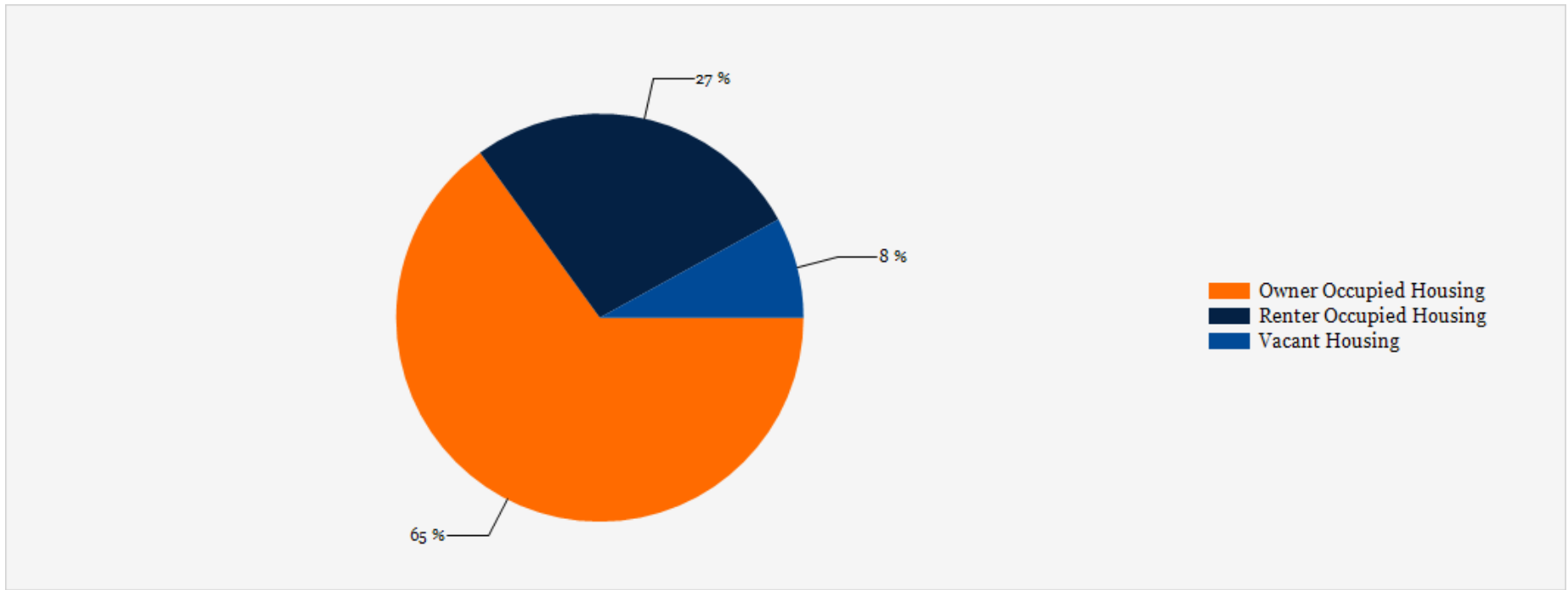
2021 Household Income



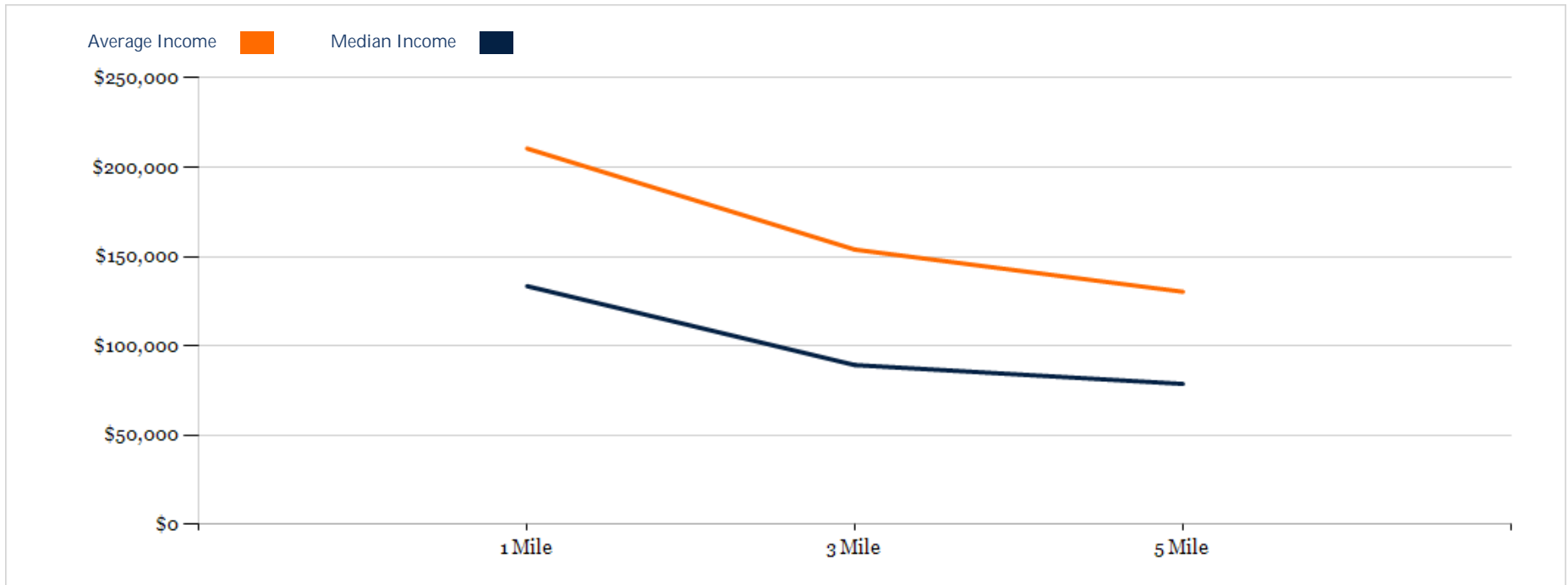
2021 Population by Race



2021 Household Occupancy - 1 Mile Radius



2021 Household Income Average and Median



CONFIDENTIALITY and DISCLAIMER

The information contained in the following offering memorandum is proprietary and strictly confidential. It is intended to be reviewed only by the party receiving it from The S.F. Waranch Company and it should not be made available to any other person or entity without the written consent of The S.F. Waranch Company.

By taking possession of and reviewing the information contained herein the recipient agrees to hold and treat all such information in the strictest confidence. The recipient further agrees that recipient will not photocopy or duplicate any part of the offering memorandum. If you have no interest in the subject property, please promptly return this offering memorandum to The S.F. Waranch Company. This offering memorandum has been prepared to provide summary, unverified financial and physical information to prospective purchasers, and to establish only a preliminary level of interest in the subject property.

The information contained herein is not a substitute for a thorough due diligence investigation. The S.F. Waranch Company has not made any investigation, and makes no warranty or representation with respect to the income or expenses for the subject property, the future projected financial performance of the property, the size and square footage of the property and improvements, the presence or absence of contaminating substances, PCBs or asbestos, the compliance with local, state and federal regulations, the physical condition of the improvements thereon, or financial condition or business prospects of any tenant, or any tenant's plans or intentions to continue its occupancy of the subject property.

The information contained in this offering memorandum has been obtained from sources we believe reliable; however, The S.F. Waranch Company has not verified, and will not verify, any of the information contained herein, nor has The S.F. Waranch Company conducted any investigation regarding these matters and makes no warranty or representation whatsoever regarding the accuracy or completeness of the information provided. All potential buyers must take appropriate measures to verify all of the information set forth herein. Prospective buyers shall be responsible for their costs and expenses of investigating the subject property.

Exclusively Marketed by:

Saul Waranch
Broker
(214) 526-5800
swaranch@sffwaranch.com

Jeff Lewin
Head of Brokerage
(214) 336-7715
jlewin@sffwaranch.com

